

LESSON
2.1

Practice B

For use with pages 64–70

Graph the numbers on a number line. Then order the numbers from least to greatest.

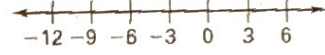
1. 2, -3, and 0



2. -5, 7, and -8



3. -9, -12, and 6



Tell whether each number in the list is a whole number, an integer, or a rational number. Then order the numbers from least to greatest.

4. -1.9, $\frac{3}{4}$, 0.8, -3

5. 1.3, -2, $\frac{1}{2}$, 0

6. 2.5, $-\frac{7}{8}$, -0.5, $\frac{1}{3}$

For the given value of a , find $-a$ and $|a|$.

7. $a = 10.2$

8. $a = -14$

9. $a = \frac{1}{2}$

Identify the hypothesis and conclusion of the conditional statement. Tell whether the statement is true or false. If it is false, give a counterexample.

10. If a number is negative, then its opposite is positive.

11. If a number is even, then its opposite is a whole number.

Evaluate the expression when $x = -2.5$.

12. $-x$

13. $|x| + 3$

14. $|x| - 4$

15. **Fairbanks, Alaska** The table shows the monthly normal temperatures in Fairbanks, Alaska, during the winter months. Which monthly temperature is the lowest? Which months had temperatures below -5°F ?

Month	December	January	February	March
Temperature ($^\circ\text{F}$)	-7°	-10°	-4°	11°

16. **Stock Market** The gains and losses of a stock for a week are shown in the table. Which day showed the greatest gain? Which day showed the greatest loss?

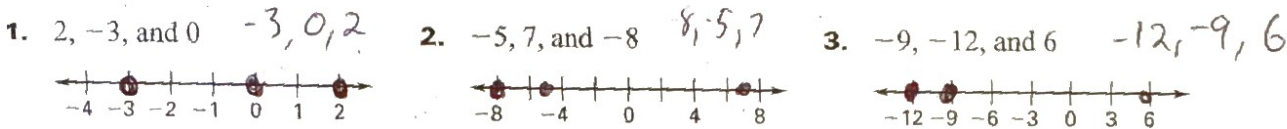
Day	Monday	Tuesday	Wednesday	Thursday	Friday
Gain or loss	+0.02	-0.05	-0.12	-0.08	-0.01

17. **Class Enrollment** The table shows the growth in enrollment of the senior class at a high school between 1999 and 2004. Which year showed the greatest increase in class size? Which year showed the greatest decrease in class size?

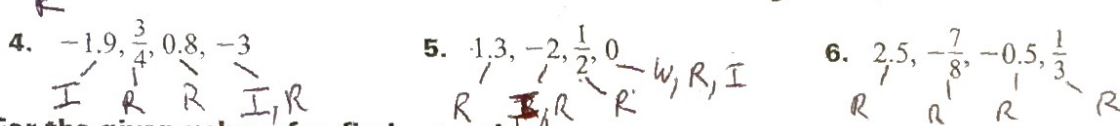
Year	1999	2000	2001	2002	2003	2004
Increase	15	22	-7	-12	10	18

LESSON 2.1 **Practice B**
For use with pages 64-70

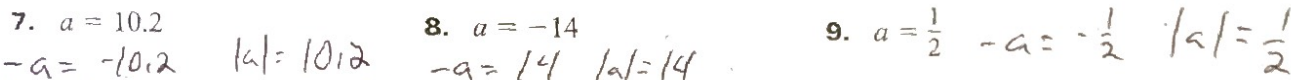
Graph the numbers on a number line. Then order the numbers from least to greatest.



Tell whether each number in the list is a whole number, an integer, or a rational number. Then order the numbers from least to greatest.



For the given value of a , find $-a$ and $|a|$.



Identify the hypothesis and conclusion of the conditional statement. Tell whether the statement is true or false. If it is false, give a counterexample.

10. If a number is negative, then its opposite is positive. True
 11. If a number is even, then its opposite is a whole number.
False 2 is whole opposite is -2 which is an integer not whole

Evaluate the expression when $x = -2.5$.

12. $-x$ 2.5 13. $|x| + 3$ 5.5 14. $|x| - 4$ -1.5

15. Fairbanks, Alaska The table shows the monthly normal temperatures in Fairbanks, Alaska, during the winter months. Which monthly temperature is the lowest? Which months had temperatures below -5°F ?
December January

Month	December	January	February	March
Temperature ($^\circ\text{F}$)	-7°	-10°	-4°	11°

16. Stock Market The gains and losses of a stock for a week are shown in the table. Which day showed the greatest gain? Which day showed the greatest loss?

T_h-T_F M₋T_u & T_u-W_e

Day	Monday	Tuesday	Wednesday	Thursday	Friday
Gain or loss	+0.02	-0.05	-0.12	-0.08	-0.01

17. Class Enrollment The table shows the growth in enrollment of the senior class at a high school between 1999 and 2004. Which year showed the greatest increase in class size? Which year showed the greatest decrease in class size?

2002-2003 2000-2001

Year	1999	2000	2001	2002	2003	2004
Increase	15	22	-7	-12	10	18

+7 -29 -5 +22 +8